



Course Montpreveyres  
Speeddown FSSD  
Classement final 2016

Clit	Dos.	Nom et prénom	Catégorie	Manche 1	Manche 2	Manche 3	Écart	Temps	Nation
------	------	---------------	-----------	----------	----------	----------	-------	-------	--------

### C1 6 - 9 Jahre / ans

1	104	Werren Luca	C1	1:48.56	* 1:37.80	* 1:37.55		<b>3:15.35</b>	
2	102	Hilfiker Matthias	C1	2:02.53	* 1:42.94	* 1:35.75	3.34	<b>3:18.69</b>	
3	101	Pasquier Timéo	C1	2:39.96	* 1:49.27	* 1:39.65	13.57	<b>3:28.92</b>	
4	103	Beuchat Elynn	C1	2:41.47	* 2:24.07	* 1:52.16	1:00.88	<b>4:16.23</b>	

### C2 10 - 13 Jahre / ans

1	201	Beutler Bertrand	C2	1:25.65	* 1:25.04	* 1:21.82		<b>2:46.86</b>	
2	203	Kaderli Noah	C2	1:31.79	* 1:29.42	* 1:24.26	6.82	<b>2:53.68</b>	
3	202	Hilfiker Sarina	C2	1:33.16	* 1:25.71	* 1:28.43	7.28	<b>2:54.14</b>	

### C3 14 - 17 Jahre / ans

1	305	Hilfiker Philipp	C3	* 1:17.93	* 1:16.96	1:23.36		<b>2:34.89</b>	
2	301	Beutler Joanie	C3	* 1:22.36	* 1:19.88		7.35	<b>2:42.24</b>	
3	306	Geiser Joey	C3	1:24.73	* 1:22.01	* 1:22.96	10.08	<b>2:44.97</b>	
4	304	Beutler Damien	C3	* 1:25.78	* 1:24.01	1:26.10	14.90	<b>2:49.79</b>	

### DNF - Abandons - Manche 3

301	Beutler Joanie	C3	* 1:22.36	* 1:19.88					
-----	----------------	----	-----------	-----------	--	--	--	--	--

### C4 ab18 Jahren / plus de 18 ans

1	421	Lerf Andreas	C4	1:14.67	* 1:13.60	* 1:14.13		<b>2:27.73</b>	
2	499	René Dubuisson	C4	1:16.08	* 1:15.50	* 1:13.27	1.04	<b>2:28.77</b>	
3	401	Menzi Bruno	C4	* 1:15.69	* 1:14.84		2.80	<b>2:30.53</b>	
4	406	Paroz Yann	C4	1:18.79	* 1:17.22	* 1:14.54	4.03	<b>2:31.76</b>	
5	408	Trachsel Christoph	C4	* 1:16.70	* 1:15.08	1:25.55	4.05	<b>2:31.78</b>	
6	403	Schär Daniel	C4	1:19.13	* 1:16.91	* 1:15.28	4.46	<b>2:32.19</b>	
7	414	Ritschard Jan	C4	* 1:17.31	* 1:16.33	1:17.71	5.91	<b>2:33.64</b>	
8	404	Ritschard Thomas	C4	* 1:17.08	* 1:16.83	1:24.73	6.18	<b>2:33.91</b>	
9	409	Buser Tobias	C4	* 1:19.93	* 1:17.50	1:22.43	9.70	<b>2:37.43</b>	
10	413	Kaspar Erich	C4	1:21.25	* 1:19.78	* 1:18.12	10.17	<b>2:37.90</b>	
11	410	Jerney Karin	C4	* 1:21.90	* 1:18.55	1:30.06	12.72	<b>2:40.45</b>	
12	415	Testaz Michel	C4	* 1:29.42	* 1:27.71	1:34.24	29.40	<b>2:57.13</b>	

### DNF - Abandons - Manche 2

402	Noverraz Damien	C4	* 1:16.40						
-----	-----------------	----	-----------	--	--	--	--	--	--

### DNS - Absents au départ - Manche 3

402	Noverraz Damien	C4	* 1:16.40						
-----	-----------------	----	-----------	--	--	--	--	--	--


### DNF - Abandons - Manche 3

401	Menzi Bruno	C4	* 1:15.69	* 1:14.84					
-----	-------------	----	-----------	-----------	--	--	--	--	--

### C5 Side-car

1	502	Buser Tobias Trachsel Christoph	C5		* 1:16.96	* 1:15.23		<b>2:32.19</b>	
---	-----	---------------------------------	----	--	-----------	-----------	--	----------------	--


Course Montpreveyres  
Speeddown FSSD  
Classement final 2016

Clé	Dos.	Nom et prénom	Catégorie	Manche 1	Manche 2	Manche 3	Écart	Temps	Nation
2	501	Schär Daniel Buser Marcel	C5	* 1:19.07	* 1:17.77	1:24.52	4.65	<b>2:36.84</b>	

### C6 Bob-car

1	601	Oswald Rolf Oswald Manuela	C6	1:12.22	* 1:10.82	* 1:10.83		<b>2:21.65</b>	
2	699	Bissardon Fred Bissardon Audrey	C6	1:11.82	* 1:11.26	* 1:10.53	0.14	<b>2:21.79</b>	
3	604	Noverraz Damien Noverraz Jonathan	C6	* 1:11.74	1:12.10	* 1:10.45	0.54	<b>2:22.19</b>	
4	614	Bellaud Matthias Beutler Alain	C6	* 1:13.22	* 1:11.97	1:16.58	3.54	<b>2:25.19</b>	
5	602	Menzi Bruno Jerney Karin	C6	1:18.11	* 1:13.01	* 1:12.64	4.00	<b>2:25.65</b>	
6	605	Ritschard Thomas Ritschard Monika	C6	1:16.56	* 1:14.32	* 1:13.38	6.05	<b>2:27.70</b>	
7	609	Müller Markus Martin Fischer	C6	* 1:14.87	* 1:14.66	1:19.05	7.88	<b>2:29.53</b>	
8	608	Ritschard Jan Ritschard Danja	C6	* 1:14.67	* 1:15.80		8.82	<b>2:30.47</b>	
9	610	Oberli Jean-Pierre Beutler Joanie	C6	1:20.65	* 1:18.61	* 1:18.46	15.42	<b>2:37.07</b>	


### DNS – Absents au départ - Manche 3

608	Ritschard Jan Ritschard Danja	C6	* 1:14.67	* 1:15.80				
-----	-------------------------------	----	-----------	-----------	--	--	--	---

### C7 Carrioli

1	704	Oswald Rolf Bellaud Matthias	C7	* 1:19.85	* 1:17.48			<b>2:37.33</b>	
---	-----	------------------------------	----	-----------	-----------	--	--	----------------	---

### DNF - Abandons - Manche 2

701	Richard Raynald Richard Violeta	C7	* 1:21.85					
-----	---------------------------------	----	-----------	--	--	--	--	---


### DNS – Absents au départ - Manche 3

701	Richard Raynald Richard Violeta	C7	* 1:21.85					
704	Oswald Rolf Bellaud Matthias	C7	* 1:19.85	* 1:17.48				


### R1 Régionaux

1	9	Ruch Leslie	R1	* 1:37.57	1:37.85	* 1:36.03		<b>3:13.60</b>	
2	37	Schaefer Even	R1	* 1:36.17	* 1:39.12	2:21.78	1.69	<b>3:15.29</b>	
3	42	Weber Anthony	R1	* 1:47.29	* 1:41.67	1:47.95	15.36	<b>3:28.96</b>	
4	22	Michon Yoyn	R1	2:08.79	* 1:44.41	* 1:45.01	15.82	<b>3:29.42</b>	
5	27	Schick Timothée	R1	1:53.60	* 1:43.92	* 1:46.07	16.39	<b>3:29.99</b>	
6	18	A rm Lenny Angel	R1	2:15.83	* 1:42.60	* 1:52.33	21.33	<b>3:34.93</b>	
7	20	Monnier Mylan	R1	2:08.99	* 1:58.89	* 1:55.20	40.49	<b>3:54.09</b>	
8	21	Schick Ludovic	R1	2:21.62	* 2:00.43	* 1:57.23	44.06	<b>3:57.66</b>	
9	10	Essoh Dina Alan	R1	* 2:05.18	* 1:58.33		49.91	<b>4:03.51</b>	
10	15	Vaney David	R1	* 2:03.77	2:05.28	* 2:04.30	54.47	<b>4:08.07</b>	
11	43	Vaney Mathias	R1	* 2:06.03	* 2:09.09	2:14.87	1:01.52	<b>4:15.12</b>	
12	41	Hodel GILLES	R1	2:24.42	* 2:20.28	* 2:23.64	1:30.32	<b>4:43.92</b>	
13	40	Schwaar Noé	R1	* 2:41.74	* 2:25.20	2:56.05	1:53.34	<b>5:06.94</b>	
14	17	Michel Cylinia	R1		* 2:48.50	* 2:38.30	2:13.20	<b>5:26.80</b>	
15	45	Biolini Mattéo	R1	3:30.57	* 2:59.11	* 3:17.72	3:03.23	<b>6:16.83</b>	
16	19	Dal Ben Cloé	R1	* 4:29.01	* 4:04.82	4:58.30	5:20.23	<b>8:33.83</b>	

### DNF - Abandons - Manche 1

17	Michel Cylinia	R1		* 2:48.50	* 2:38.30			
----	----------------	----	--	-----------	-----------	--	--	---


### DNF - Abandons - Manche 3

10	Essoh Dina Alan	R1	* 2:05.18	* 1:58.33				
----	-----------------	----	-----------	-----------	--	--	--	---


Course Montpreveyres  
Speeddown FSSD  
Classement final 2016

Clé	Dos.	Nom et prénom	Catégorie	Manche 1	Manche 2	Manche 3	Écart	Temps	Nation
<b>R2 Régionaux</b>									
1	24	D'Hondt Ioachim	R2	1:27.60	* 1:21.53	* 1:22.24		<b>2:43.77</b>	
2	12	Guex Daniel	R2	1:31.78	* 1:29.35	* 1:28.58	14.16	<b>2:57.93</b>	
3	25	Klinckmann Valentin	R2	1:42.01	* 1:38.63	* 1:36.70	31.56	<b>3:15.33</b>	
4	7	Mikael Gendre	R2	1:49.90	* 1:40.34	* 1:40.04	36.61	<b>3:20.38</b>	
5	14	Weber William	R2	1:42.86	* 1:42.13	* 1:40.94	39.30	<b>3:23.07</b>	
6	28	Amann Jade	R2	1:49.36	* 1:42.52	* 1:46.39	45.14	<b>3:28.91</b>	
7	44	Besson Antoine	R2	* 1:45.67	* 1:44.26	1:51.34	46.16	<b>3:29.93</b>	
8	16	Besson Simon	R2	1:51.05	* 1:47.32	* 1:48.16	51.71	<b>3:35.48</b>	
9	11	Frei Loic	R2	* 1:49.27	* 1:49.90	1:55.57	55.40	<b>3:39.17</b>	
10	26	Meusy Martin	R2	2:16.79	* 1:29.29	* 2:12.50	58.02	<b>3:41.79</b>	
11	39	Guex Xavier	R2	2:07.66	* 1:54.20	* 1:56.17	1:06.60	<b>3:50.37</b>	
12	13	Jeanneret Vincent	R2	2:37.81	* 2:16.85	* 2:09.32	1:42.40	<b>4:26.17</b>	
13	23	Dal Ben Théo	R2	3:23.78	* 3:11.62	* 3:09.50	3:37.35	<b>6:21.12</b>	



**DNS – Absents au départ - Manche 2**

34	Ruch Ophélie	R2	* 1:25.17	
----	--------------	----	-----------	---

**DNF - Abandons - Manche 2**

6	Schaefer James	R2	* 1:24.79	
---	----------------	----	-----------	---

**DNS – Absents au départ - Manche 3**

6	Schaefer James	R2	* 1:24.79	
34	Ruch Ophélie	R2	* 1:25.17	

**R3 Régionaux**

1	1	Beney Lucien	R3	1:19.07	* 1:18.41	* 1:18.32		<b>2:36.73</b>	
2	29	Beney André	R3	* 1:19.46	* 1:17.95	1:21.28	0.68	<b>2:37.41</b>	
3	32	Guex Gabriel	R3	* 1:24.51	* 1:22.53	1:27.75	10.31	<b>2:47.04</b>	
4	8	Michon Laurent	R3	1:28.61	* 1:26.41	* 1:24.42	14.10	<b>2:50.83</b>	
5	33	Perraudin Rémy	R3	* 1:25.89	* 1:25.07	2:00.28	14.23	<b>2:50.96</b>	
6	5	Guex Alexandre	R3	1:28.42	* 1:26.03	* 1:25.00	14.30	<b>2:51.03</b>	
7	2	Butty Josselin	R3	* 1:26.60	* 1:25.38	1:34.43	15.25	<b>2:51.98</b>	
8	36	Graf Pascal	R3	* 1:26.21	* 1:26.19	1:30.74	15.67	<b>2:52.40</b>	
9	4	Guex Sébastien	R3	* 1:30.51	* 1:26.16	1:31.75	19.94	<b>2:56.67</b>	
10	31	Beney Fanny	R3	* 1:30.23	* 1:27.61	1:49.77	21.11	<b>2:57.84</b>	
11	30	Barras Valentin	R3	* 1:31.88	* 1:28.44	1:54.49	23.59	<b>3:00.32</b>	
12	3	Kilchoer Florent	R3	1:38.46	* 1:32.99	* 1:32.95	29.21	<b>3:05.94</b>	
13	35	Morgan Scyboz	R3	* 1:42.65	* 1:40.99	1:44.59	46.91	<b>3:23.64</b>	